



**Student Handout**

**Activity 3**

# Learning from Someone Who Was There

## Primary Sources

Name: \_\_\_\_\_ Date: \_\_\_\_\_



The best way to learn about our country’s past is to talk to people who were there. We can’t always do that but we can use their journals, their notes and even their pictures to learn what it was really like back then.

*The Kids’ Site of Canadian Settlement* has included many primary sources to help us learn about our settlement groups.

Go through the site and pick out two primary sources that you think tell you a lot about the settlement group you are studying. Use the chart below to help you.

Jacques LeCastor

Settlement Group: \_\_\_\_\_

	<b>Describe the primary sources you have chosen. What are they? Where are they from?</b>	<b>What is happening in these primary sources?</b>	<b>What have you learned about your settlement group from these sources?</b>	<b>Why did you choose these particular primary sources?</b>
<b>Primary Source 1</b>				
<b>Primary Source 2</b>				

# Learning from Someone Who Was There Primary Sources

Name(s): \_\_\_\_\_ Date: \_\_\_\_\_

Settlement Group: \_\_\_\_\_

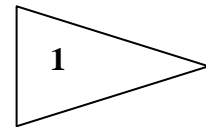
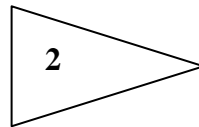
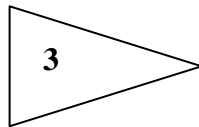
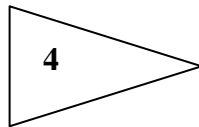
## Instructions

Excellent

Good

Fair

Needs Improvement



In the box at the end of each line write the number that best describes your work on this activity.

I /We chose appropriate primary documents for the settlement group and identified where each came from.	
I /We described what was happening in the primary documents.	
I /We learned more about the settlement group from examining the primary sources.	
I/we gave a clear, precise explanation about why I/we chose each of the primary documents.	

## Student Comments

---

---

## Teacher's Comments

---

---